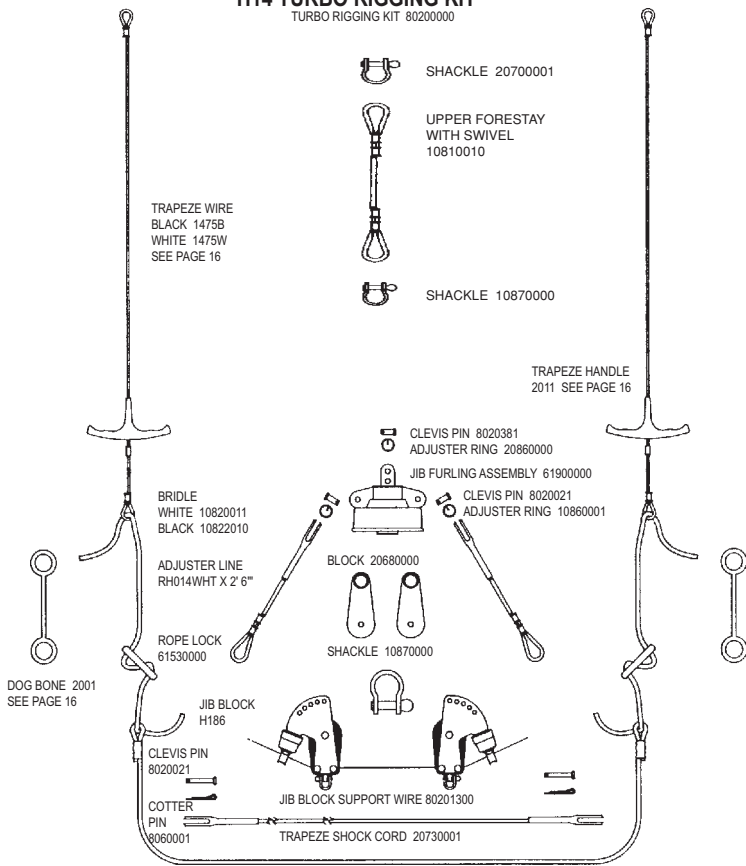


### H14 TURBO RIGGING KIT

TURBO RIGGING KIT 8020000



### H14 Rivet Guide

( ) = Quantity needed to fasten part

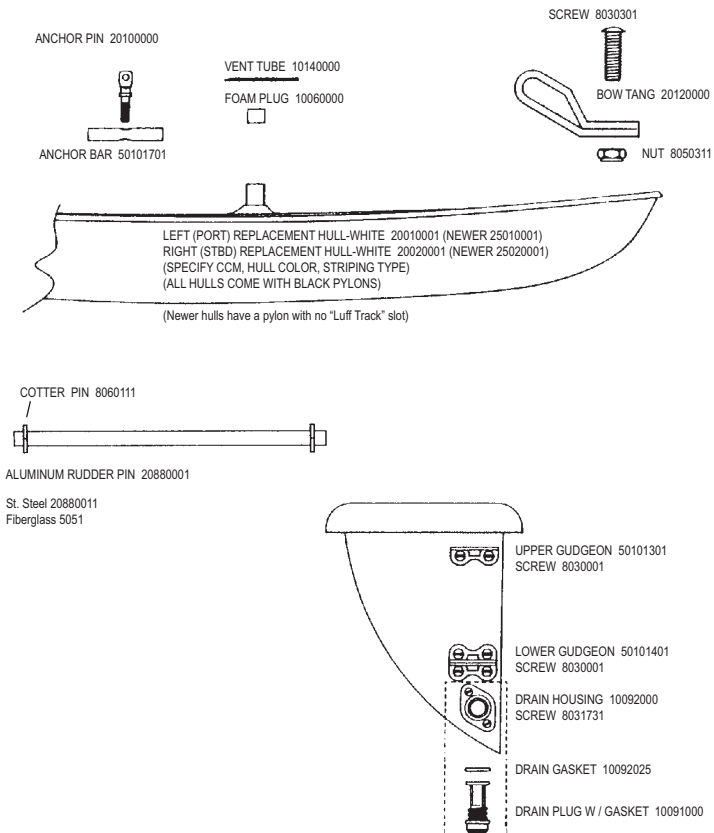
<b>Mast</b>	
Head	8010131 (2)
Halyard Hook	8010181 (2)
	8011291 (2)
Tang	8010181 (6)
	8011291 (6)
Halyard Cleat	8010121 (2)
Base	8010131 (3)
<b>Sidebar</b>	
Chain Plate	8010181 (3)
<b>Rear Crossbar</b>	
Corner Casting	8011231 (6)
Traveler Track	8010201 (18)
or	8010161 (18)
Pad Eye	8010181 (2)
Swivel Jam Cleat	8010201 (1)
	8031501 (2)
	8031231 (1)
	8050801 (1)
	8080101 (1)
<b>Boom</b>	
Front End Cap	8010131 (3)
Tang	8010181 (4)
Barrel Cleat	8010181 (2)
Block Hanger	8010181 (4)
Rear End Cap	8010131 (3)
<b>Front Crossbar</b>	
Mast Step	8011231 (4)
Corner Casting	8011231 (6)
<b>Rudder Assembly</b>	
Upper Casting	8010131 (2)
(Underside)	8011231 (1)
Tiller End Cap	8010131 (2)
<b>Sail</b>	
Headboard	8010020 (16)
Tack/Clew plate	8010020 (6)
Pocket Protector	8010020 (4)
(Requires setting machine-not available as hand tool)	

### H16 Rivet Guide

( ) = Quantity needed to fasten part

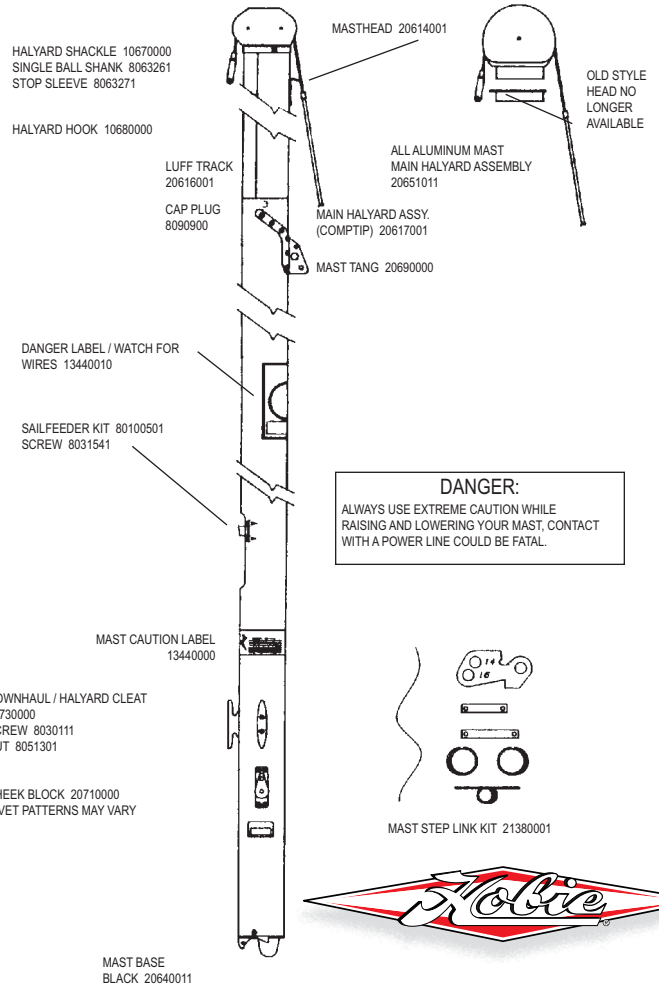
<b>Mast</b>	
Head	8010131 (4)
Halyard Hook	8010181 (2)
	8011291 (2)
Tang	8010181 (12)
	8011291 (12)
Halyard Cleat	8010121 (2)
Base	8010131 (3)
Downhaul Cheek Block	8010181 (4)
<b>Front Crossbar</b>	
Corner Casting	8011231 (6)
Mast Step	8011231 (4)
Jib Track	8010201 (6)
Swivel Jam Cleat	8010201 (1)
or	801016
Pad Eye	8031501 (2)
Swivel Jam Cleat	8031231 (1)
	8050801 (1)
	8080101 (1)
<b>Rudder Assembly</b>	
Upper Casting	8010131 (2)
(underside)	8011231 (1)
Tiller End Cap	8010131 (2)
<b>Boom</b>	
Front End Cap	8010131 (3)
Tang	8010181 (4)
Barrel Cleat	8010181 (2)
Block Hanger	8010181 (4)
Rear End Cap	8010131 (2)
<b>Rear Crossbar</b>	
Corner Casting	8011231 (6)
Traveler Track	8010201 (20)
Pad Eye	8010181 (2)
Swivel Jam Cleat	8010201 (1)
	8031501 (2)
	8031231 (1)
	8050801 (1)
	8080101 (1)
<b>Sail</b>	
Main Headboard	8010020 (16)
Tack/Clew Plate	8010020 (6)
Main Pocket Prtc	8010020 (4)
Jib Clew Plate	8010020 (16)
Jib Pocket Prtc	8010020 (3)

### H16 HULL

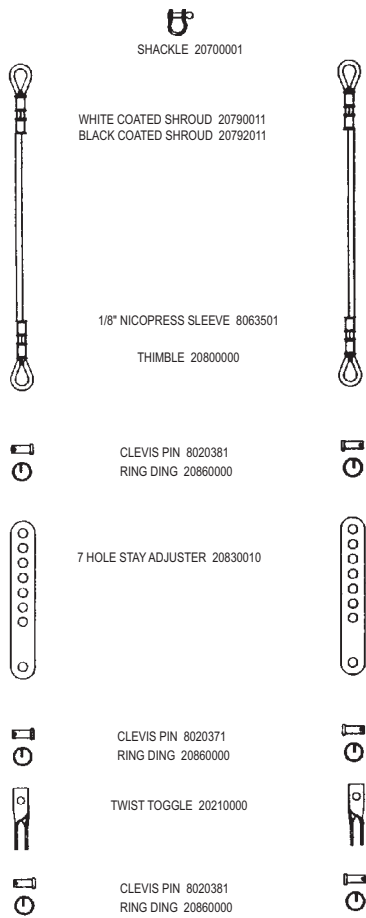


### H16 MAST

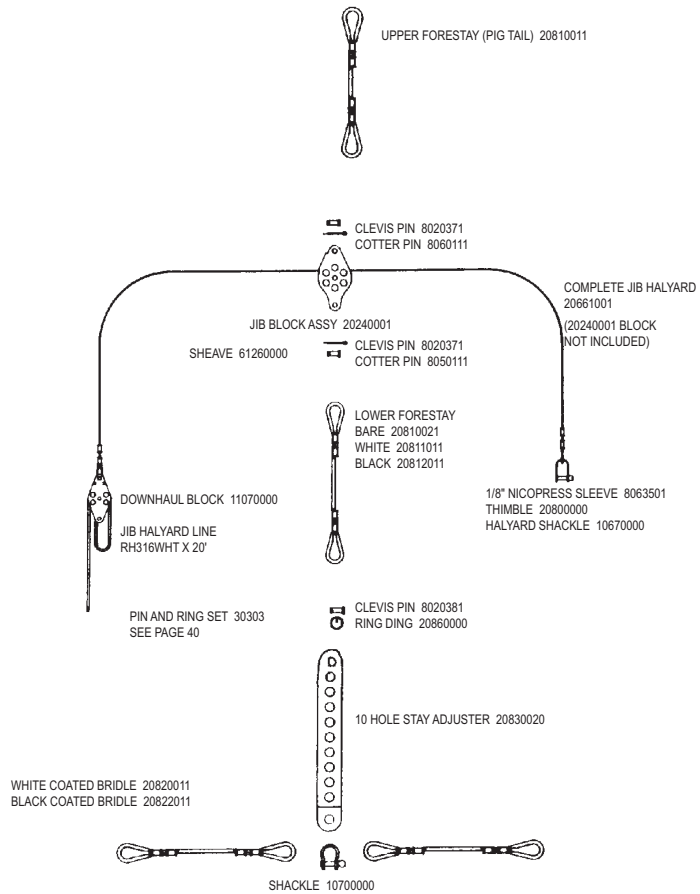
COMPLETE MAST ASSEMBLY, BLACK 20610000  
COMPTIP ASSEMBLY 20611100



### H16 SHROUDS

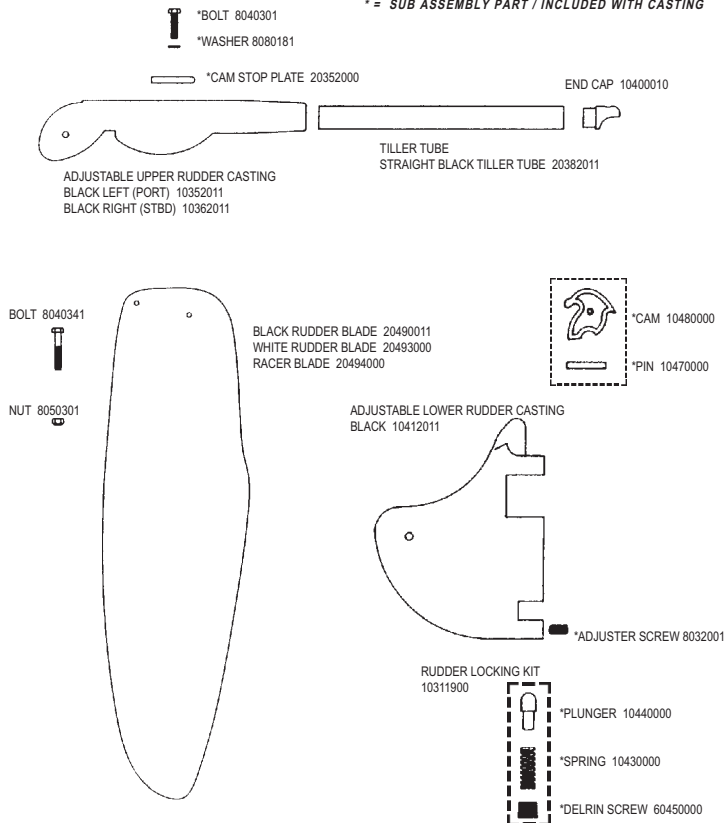


### H16 FORESTAY, JIB HALYARD, BRIDLE

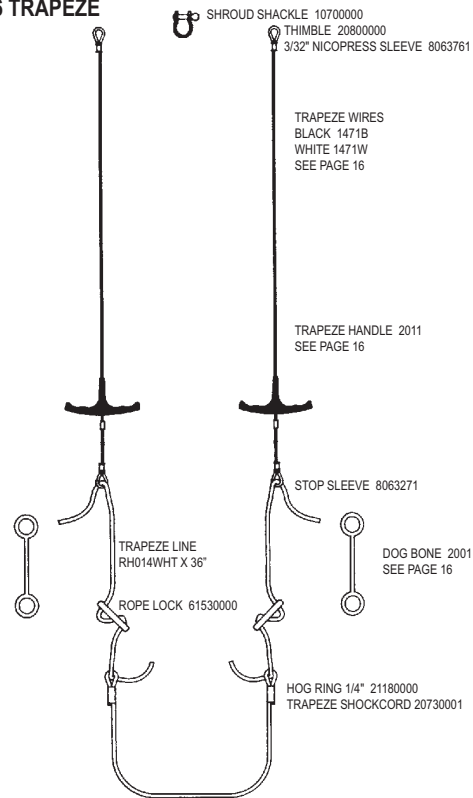


### H16 RUDDER

\* = SUB ASSEMBLY PART / INCLUDED WITH CASTING

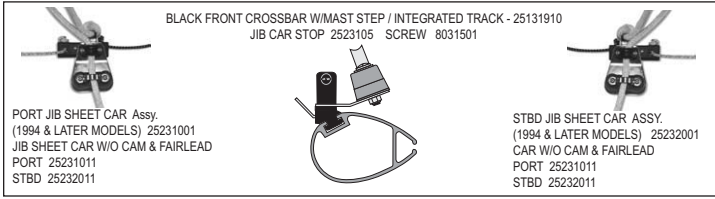


### H16 TRAPEZE



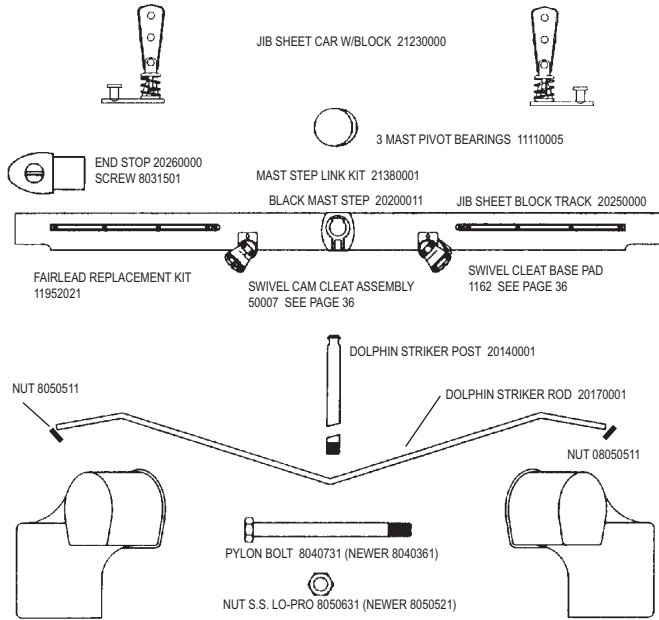
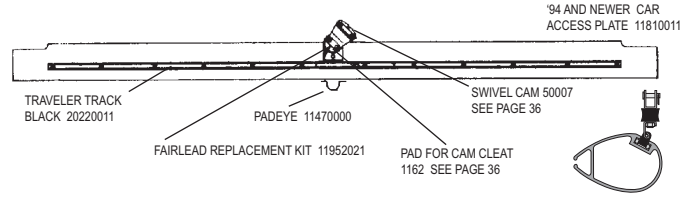
## H16 FRONT CROSSBAR

BLACK FRONT CROSSBAR W/MAST STEP / INTEGRATED TRACK 25131910



## H16 REAR CROSSBAR

ALL YEARS - BLACK REAR (AFT) CROSSBAR w/ INTEGRATED TRACK, WITHOUT CORNER CASTINGS, INCLUDES CAR ACCESS PLATE 25191911

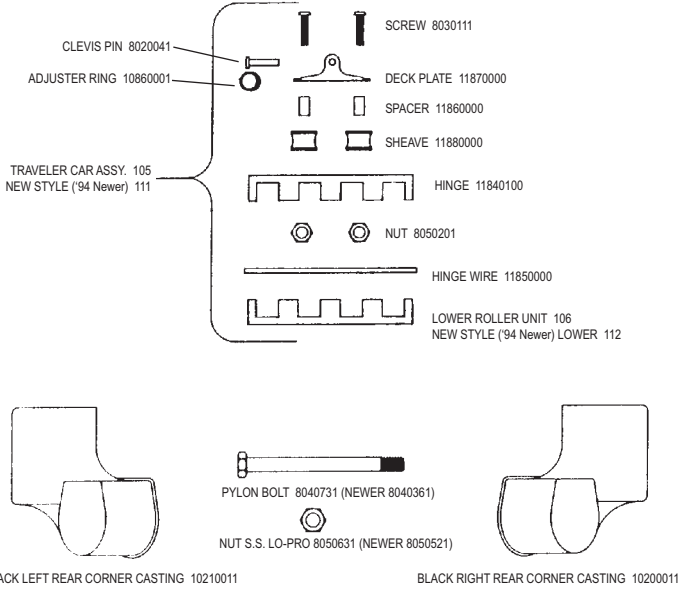


LEFT (PORT) FRONT CORNER CASTING BLACK 10150011  
(94-02") LEFT (PORT) FRONT CORNER CASTING BLACK 10152011

RIGHT (STBD) FRONT CORNER CASTING BLACK 10160011  
(94-02") RIGHT (STBD) FRONT CORNER CASTING BLACK 10162011

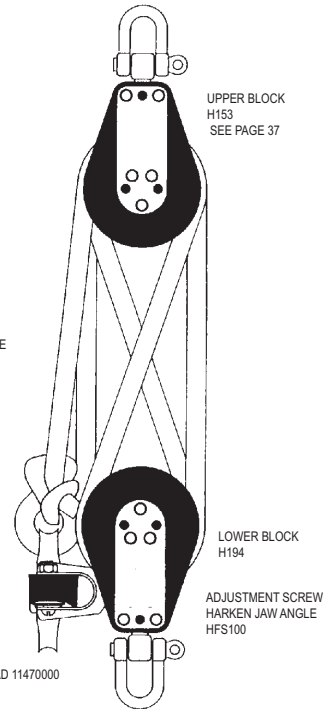
\* Not all '94 boats had newer style castings / pylons. In 2003 production returned to the original castings.

(94-03) FRONT CORNER CASTING JIB TRAVELER SHEAVE  
SHEAVE 60620000  
RIVET 8011251



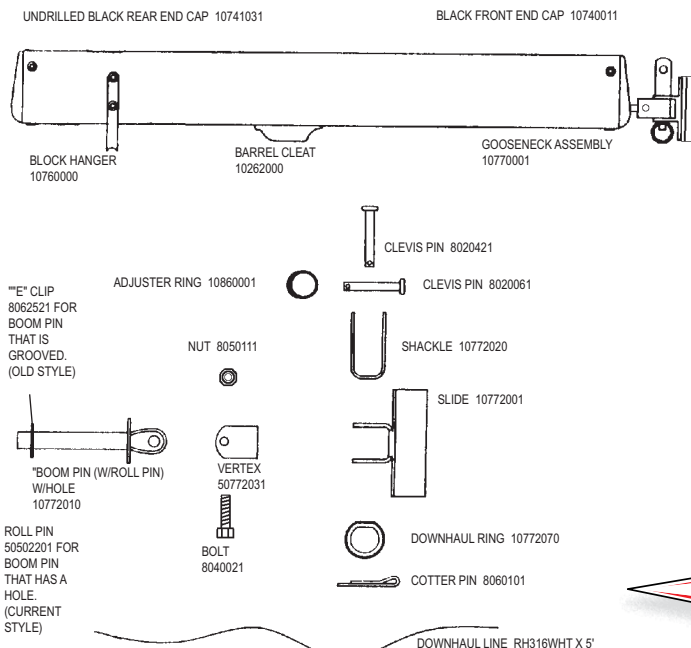
\* Not all '94 boats had newer style castings / pylons. In 2003 production returned to the original castings.

## H16 BLOCK SET



## H16 BOOM

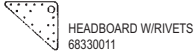
BOOM ASSEMBLY  
BLACK 20720011



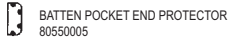
To order from your nearest HOBIE dealer call  
**1 (800) HOBIE-49**  
[www.hobiecat.com](http://www.hobiecat.com)

## H16 MAIN SAIL & BATTENS

MAIN SAIL 20991XXX  
SEE SEQUENTIAL PARTS LIST  
OR SAIL COLOR SELECTION  
SHEET, PAGE 21



HEADBOARD W/ RIVETS  
68330011



BATTEN POCKET END PROTECTOR  
80550005



PAIR OF WHITE HOBIE LOGOS 12430001  
PAIR OF BLACK HOBIE LOGOS 12430011



CLASS INSIGNIA 22330000



SAIL WIND INDICATOR 335  
SEE PAGE 28



LEECH BATTEN TIP 11323000  
SEE PAGES 27



LUFF BATTEN TIP 11322011  
SEE PAGE 27



BATTEN TIE LINE  
RH112WHT X 18"

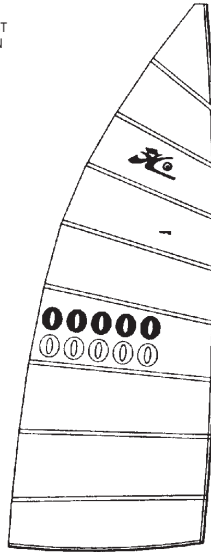
### SAIL NUMBERS

#	BLACK	WHITE
#0	12700030	12700000
#1	12710030	12710000
#2	12720030	12720000
#3	12730030	12730000
#4	12740030	12740000
#5	12750030	12750000
#6 & #9	12760030	12760000
#7	12770030	12770000
#8	12780030	12780000



CLEW/TACK PLATE SET 12240000

OUTHHAUL LINE RH316WHT X 74"




SAIL BAG/COVER 21310000



21000001 HOBIE 16 BATTEN SET  
(FOR INDIVIDUAL BATTENS SEE UNIVERSAL BATTENS ON PAGE 27)

## H16 JIB SAIL & BATTENS




JIB HANK W/SCREW 22090001



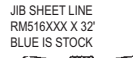
SAIL WIND INDICATOR 335  
SEE PAGE 28



POCKET END PROTECTOR KIT 22080905



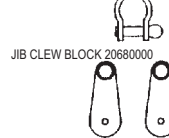
BATTEN TIE LINE  
RH112WHT X 18"




JIB SHEET LINE  
RM516XXX X 32'  
BLUE IS STOCK



BELL SHACKLE 10870000



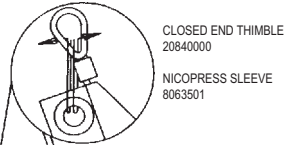
JIB CLEW BLOCK 20680000



ADJUSTABLE JIB CLEW PLATE 22240000



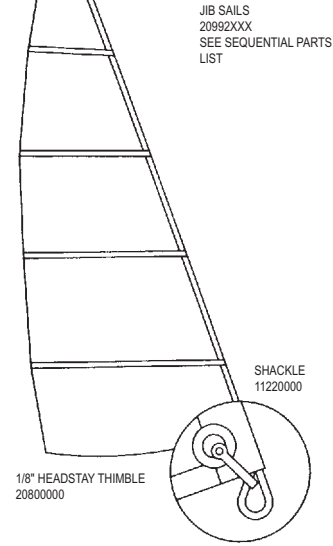
JIB LEACH CAP 21333000



CLOSED END THIMBLE 20840000

NICOPRESS SLEEVE 8063501

JIB SAILS 20992XXX  
SEE SEQUENTIAL PARTS LIST



1/8" HEADSTAY THIMBLE 20800000

SHACKLE 11220000

JIB BATTEN SET 20400001



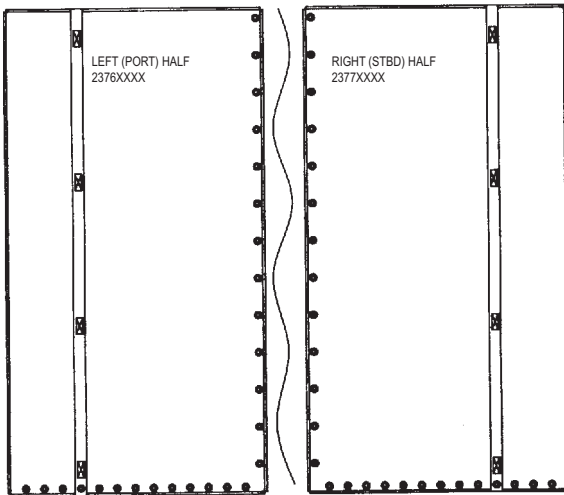
FOR INDIVIDUAL BATTENS SEE  
UNIVERSAL BATTENS ON PAGE 27

## H16 TRAMPOLINE, SIDEBAR

BLACK SIDEBAR 20270011



COMPLETE TRAMPOLINE (Does not include lace line)  
WHITE 20970000  
BLACK MESH 20970055  
TEAL MESH 20970056  
BLUE MESH 20970057



LEFT (PORT) HALF 2376XXXX

RIGHT (STBD) HALF 2377XXXX

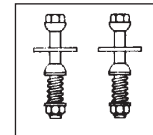
CENTER LACING LINE RH014WHT X 20"

REAR (AFT) LACING LINE RH014WHT X 15"

LACING STRIP  
WHITE 13780000  
BLACK MESH 13780055  
TEAL MESH 13780056  
BLUE MESH 13780057

## H16 TILLER CROSSBAR

TILLER CONNECTOR KIT 11520005



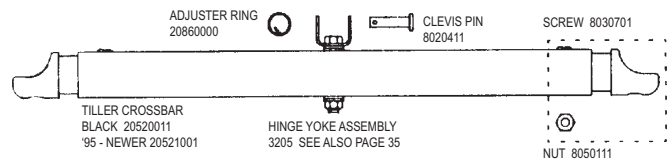
SCREW 8030111  
NUT 8050201

FIBERGLASS EXTENSION WITH HINGE 20550001

HINGE 10532010

EXTENSION TIP 10560000

RUDDER ADJUSTER KIT 60400011



ADJUSTER RING 20860000

CLEVIS PIN 8020411

SCREW 8030701

TILLER CROSSBAR  
BLACK 20520011  
95 - NEWER 20521001

HINGE YOKE ASSEMBLY 3205  
SEE ALSO PAGE 35

NUT 8050111